


AGXEED AgBot 2.055W4

Technical Specifications

Drive train

- 2,9l 4-cylinder Deutz Diesel Engine, stage 5 with 55kW / 75hp, max. torque of 300Nm
- 170l diesel tank
- Electric drive train with a speed range from 0-13.5 km/h
- Optional electric driven PTO (up to 55kW and 700V)
- Optional High Voltage connectors (up to 55kW and 700V) based on ISOBUS 23316



Hydraulics

- 85l/min at 210bar hydraulic pump
- Up to 3 double-acting proportional spool valves
- Optional Load Sensing
- Three point rear linkage cat 3
- 4t maximum lift capacity at hooks
- Three point front linkage cat 2
- 1,5t maximum lift capacity at hooks

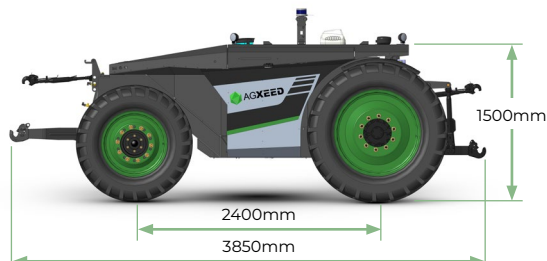


Wheel configurations and dimensions

Available Track widths per Tire type:

Tire width (mm)	Track width (mm)
270	1500
	3000
320	1500
	3000
710	1800

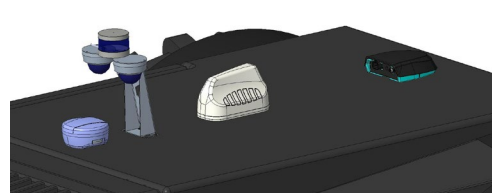
Setting range depends on the selected chassis and crawler track.



- Length: 3850mm
- Height: 1500mm
- Width: min. 1960mm
- Wheelbase: 2400mm
- Empty weight: 3,2t

Communication and Positioning

RTK GNSS (Real Time Kinematic - Network Global Navigation Satellite System) for precise guidance and safe positioning:
± 2,5cm Communications module for bidirectional data transfer and RTK correction.

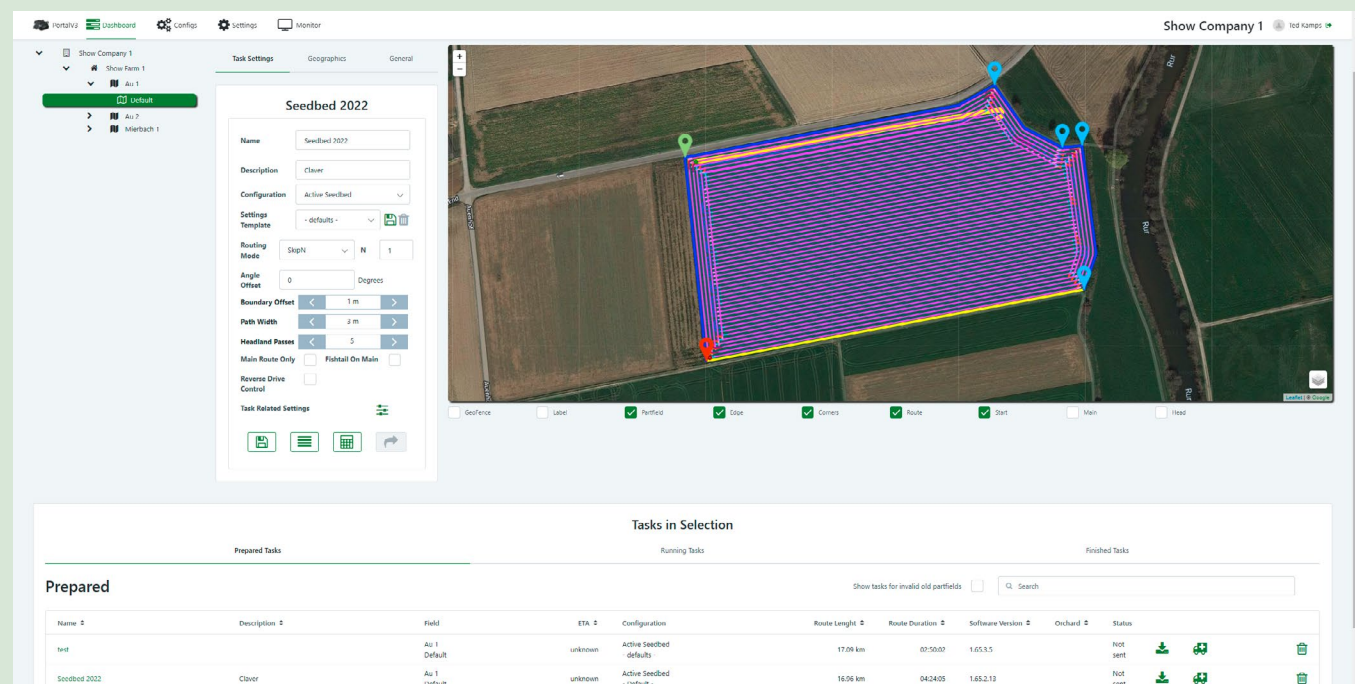


AgXeed Portal

Dashboard

The AgXeed portal manages your full business cycle: fields and tasks and your complete machinery fleet. You will enjoy the well-structured operation screen; find your properties logically arranged by farm, field and part fields. A descend user management lets you decide who will connect to your digital farm. The digital shed hosts your combinations of AgBots with implements including their specific parameters. Once the combinations are created, book them to a

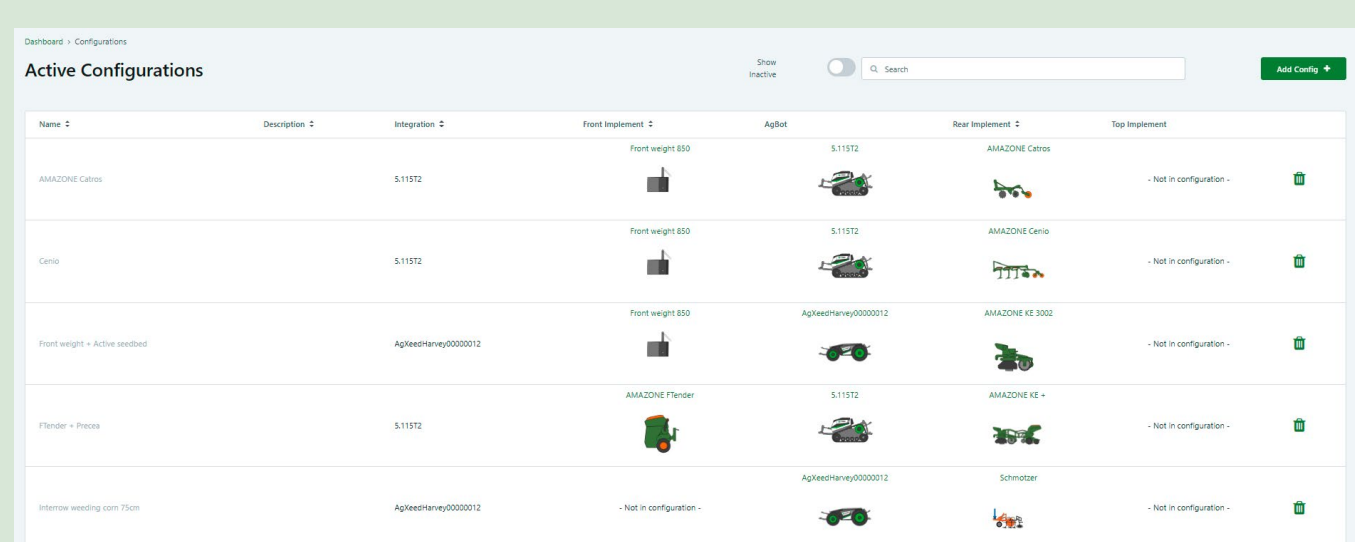
specific routing, and the task is created. All tasks can be stored for later execution, or it can be immediately sent to the combination for execution. Once at the field, you will start the operation with a safe and approved remote control. After the start, everything will work automatically. If you want to check your machine in the meantime, just switch on the camera remotely and check what's going on. That's what we call autonomy.



Shed

The digital shed holds your AgBots, as well as your implements. These can then be combined into diverse combinations; add a front, rear and top implement like a hopper to configure the machine for your specific task. All dimensions and available settings are automatically sent to the task management. The whole process is then planned automatically by our

powerful routing algorithm, taking into account the desired turning radius, number of headlands, routing mode and overlap. The routing technology takes care, that the whole field is processed without touching the boundaries and minimizes the quantity of touching the soil at the same position by the machine.



Operations and analysis

In our operations and analysis section you get the full overview of your properties: fields and part fields, orchards, your planned, running and executed tasks, as well as live telemetry information coming from your running combinations. Besides all real time data, this sections also holds the complete history of the information, that was gathered while the

combinations were working. Time and efficiency analysis, fuel consumption data, manure and seeds consumption - everything is logged by GNSS, and stored with a time stamp into the field map by our heatmaps. No need for you to think about how it works, it just happens.

